


GPB15D Gas Turbine

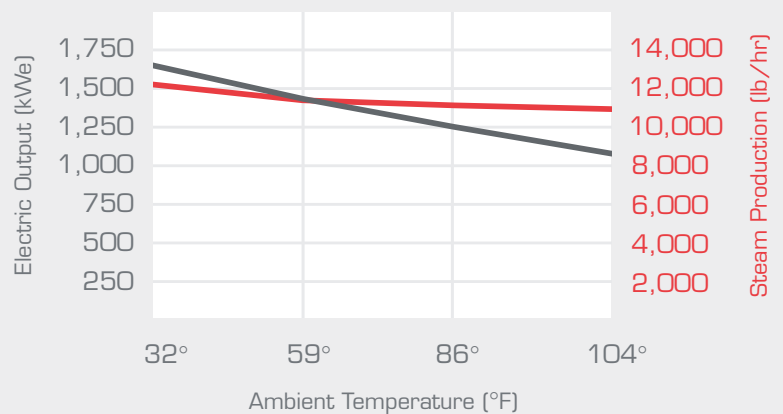


- // **PROVEN INDUSTRIAL DESIGN**
- // **IMPROVED RAM**
- // **DRY LOW EMISSIONS**
- // **HIGH RELIABILITY**
- // **LOW MAINTENANCE**

A CLOSER LOOK

- // Ideal for installation in hospitals, universities, institutions, district heating and cooling, pharmaceutical, and other facilities with significant thermal and electrical loads
- // Offers 78% cogeneration efficiency
- // NOx emissions of 14 ppmv and CO emissions of 50 ppmv (O₂=15%) at full load
- // Optimized ratings suit a variety of applications, including on-site generation, cogeneration, peak shaving and load management
- // Design incorporates many features and benefits not typically found on industrial gas turbines of this size
- // Based on an engine platform with over 20 years of commercial experience and proven reliability
- // Engineered specifically for long service intervals, low maintenance and rapid installation

GPB15D Performance



(**K**W)

GPB15D

CHP								Gas Turbine			
Amb. Temp	Electric Output	Fuel Consumption	Steam Production*		Electrical Efficiency	Recovery Efficiency	Overall Efficiency	Gas Flow	Air Flow	Exhaust Flow	Exhaust Temp
°F	kWe	MMBtu/hr	lb/hr	MMBtu/hr	%	%	%	scfh	lb/s	lb/s	°F
32	1,635	22.9	11,900	11.9	24.4	58.1	76.2	25,304	18.72	19.11	978
59	1,450	20.9	11,200	11.2	23.7	53.8	77.5	23,094	17.35	17.77	994
86	1,250	19.2	11,000	11.0	22.3	57.4	79.7	21,215	16.03	16.48	1,018
104	1,115	18.1	10,900	10.9	21.1	60.2	81.3	20,000	15.12	15.66	1,036

Fuel: Gas (905 BTU/scf), NOx Reduction: DLE, NOx: 25 ppm, CO: 50 ppm, VOC: 2.0 ppm

Note:

4/10" intake/exhaust pressure loss

Required gas pressure: 206 psig


Sea level

Generator efficiency 95%

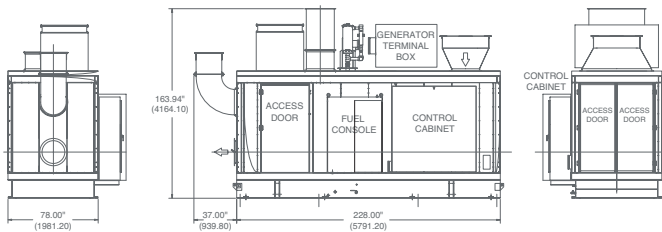
* Contact Kawasaki Application Engineering for site-specific performance

* Not for guarantee

PACKAGE LAYOUT



Engine Configuration



Generator Set Package

STANDARD EQUIPMENT

- // MIA-13D single shaft gas turbine engine
- // Reduction gearbox and gearbox-to-generator coupling
- // Dry low emissions system
- // Steel base skid, primed and painted with anchor bolts
- // Indoor enclosure, sound attenuated to 85 dBA, with lighting and ventilation
- // 4160 V generator
- // Duplex lube oil system with dual air-to-oil coolers
- // Natural gas fuel system
- // Air inlet plenum
- // Exhaust bellows and clamp
- // VFD start system
- // State-of-the-art PLC control
- // Fire detection/suppression system

FOR MORE INFORMATION:

Kawasaki Gas Turbines—Americas
 8829 North Sam Houston Parkway West
 Houston, Tx 77064
 P 281 970 3255
 F 281 970 6465
www.kawasakigasturbines.com